







Section 9. Troubleshooting

5230 Message	Description or Action	Built-in Touchpad Display or LEDs
DL	Data lost. Communicator has lost data it was trying to transmit to the central station.	
NORMAL WALK TEST	A walk test is being conducted. The top line of the 5230 display may also show the zone number in the trouble condition instead of NORMAL.	 SET MODE LED on
PRE-ALARM ZONE X ZONE LOCATION	An alarm condition exists in the indicated zone, but will not sound and report alarm until pre-alarm time has elapsed. During pre-alarm time, pressing [RESET ALARM] [ENTER] (code 1 or 0) will prevent sounding and reporting.	
REPORTING	An event is being reported to the central station.	SET TIME LED flashes
SILENCED	A trouble condition exists and the annunciator has been turned off.	SILENCE LED on
SMOKE ZONE #	Smoke verification time, zone 1-4.	
SUPRV ZONE # ZONE DESCRIPTION	Sprinkler supervisory alarm.	
SYSTEM NORMAL	No trouble, alarm, or other condition exists.	--
TIME?	The 5204 is in the Set Time mode.	 SET MODE LED on
TROUBLE AC	AC power has been lost. Check connection to AC power source.	 TROUBLE LED flashes